

LADY DAHLIA

ISA 47.5m



Builder	ISA
Length	47.5m (155ft 10in)
Beam	8.9m (29ft 2in)
Draft	2.5m (8ft 2in)
Year	2005
Material	Steel/ Aluminium
Engines	2 x MTU 2,350HP
Cruising speed	15 knots (approx)
Max speed	17 knots (approx)
Accommodation	12 guests in 5 cabins
Crew	9
Flag	British
Designer	ISA – International Shipyards Ancona
Class	Lloyds Maltese Cross 100 A1 SSC yacht Mono
Location	France
Tax Status	EXCL VAT
Price	EURO 16,750,000

INDEX

1. **CONSTRUCTION**
2. **MAIN CHARACTERISTICS**
 - General
 - Capacities
3. **MACHINERY**
 - Generators
 - Electricity
 - Air Conditioning
 - Other Machinery
4. **ACCOMMODATION**
5. **GALLEY & LAUNDRY EQUIPMENT**
6. **COMMUNICATION, NAVIGATION & ENTERTAINMENT EQUIPMENT**
 - Communication Equipment
 - Navigation Equipment
 - Entertainment Equipment
7. **TENDERS & WATERSPORTS EQUIPMENT**
8. **DECK EQUIPMENT**
9. **SAFETY & SECURITY EQUIPMENT**
10. **COMMENTS**
11. **EXCLUSIONS**
12. **GENERAL ARRANGEMENTS**

73091001162044-14

1. CONSTRUCTION

The yacht hull is built of high tensile steel and the superstructure is of resistant aluminium construction. Solid Teak decks.

She is painted in Awlgrip Cloud White.

2. MAIN CHARACTERISTICS

General

BUILDER:	ISA
YEAR:	2005
LOA:	47.5m (155ft 10in)
BEAM:	8.9m (29ft 2in)
DRAFT:	2.5m (8ft 2in)
CLASSIFICATION:	Lloyds Maltese Cross 100 A1 SSC yacht Mono
TONNAGE:	498
NET TONS:	149 Tons
DESIGNER:	Walter Franchini
INTERIOR DESIGNER:	Cristiano Gatto
HULL COLOUR:	White

Capacities

CRUISE SPEED:	15 Knots (approx)
MAXIMUM SPEED:	17 Knots (approx)
RANGE:	1500 miles at 15 knots. 2900 miles at 13 knots. 3400 miles at 12 knots. 4000 miles at 11 knots.
FUEL CAPACITY:	68,000 Litres (17,963 US Gallons)
WATER CAPACITY:	15,000 Litres (3,962 US Gallons)
FUEL CONSUMPTION:	360L/ Hour @ 13 knots -

3. MACHINERY

ENGINES:	2 x MTU 2,350HP
ENGINE MODEL:	MTU 12V 4000 M70
ENGINE HOURS:	Port: 2,000hrs (21-Sep-2009) Starboard: 2,000hrs (21-Sep-2009)
FUEL:	DIESEL
PROPULSION:	PROP SHAFT
GEARBOXES:	ZF 7540
STEERING:	Electro-hydraulic steering gear with two independent pumping units.
STABILIZERS:	Quantum system QC1500E Zero Speed stabilizers with full manual and automatic controls.

Stabilizers run off STB Main engine PTO or electrical motor when at anchor with seamless change over.

Generators

GENERATORS: 2 x Kohler 125 EFOZ 125 Kw 400 volts.
1 x Emergency Kohler 55 EFOZ 55Kw.

GENERATOR HOURS: Port: 6 000 hours (21st September 2009)
STB: 6 000 hours (21st September 2009)
Emergency generator: 25 hours (21st September 2009)

Electricity

ELECTRICITY: Main Power: 3 phase, 3 wire, 400 volts, 50hz.
Lighting and small power: 3 phase, 3 wire 220 volts, 50Hz (2 wire final sub circuits).
110 volt power in the engine room.
Power cables are on an overhead reel with a self wind capability.
Emergency lighting: 220 volts, 50hz

SHORE POWER: Double A-Sea AC54-3 unit, three phase, 180-520 VAC, 45Hz-66Hz.

BATTERIES: 2 x 75 Kwa A-Sea shore power converters in Engine Room.
24 volt D.C Battery system for main engines.
24 volt D.C Battery system for service batteries.

Air Conditioning

N.R. Koeling air conditioning system with Heinen and Hopman air handlers with 6 speed controllable fans in all guest accommodation.

N.R. Koeling compressors in engine room are fitted with touch screen monitor to monitor and control system.

4. ACCOMMODATION

Upper Deck: Spacious bridge with radio room to STB. Bridge doors either side lead out onto Portuguese Bridge.

Aft of Bridge is upper pantry. Aft Port side is Captain's cabin with double bed, desk TV and monitoring systems and spacious ensuite bathroom.

Spacious Pantry with wine coolers, fridges, microwave, ice maker etc...

Aft is the very spacious full beam sky lounge with a 58' plasma screen with all entertaining and games able to plug in. The blackout blinds and acoustics turn this into a mini cinema.

Port side of the upper saloon is a neat little work station!

Main Deck: Full beam owner's suite forward with a large bathroom with Jacuzzi bath, large walk in rain fall shower. His and Hers WC cubicles and his and hers walk in dressing rooms. King side bed, on port side vanity unit and to STB a desk. Ample hanging storage in a walk in dressing room in the lobby to area.

Aft is the lobby with day head and a STB side door onto the side deck.

Aft is the spacious saloon with dinning area forward The formal saloon area with a large low coffee tables is spacious and comfortable and give easy access to the aft deck.

Lower Deck: Forward is the comfortable crew accommodation. Sound proof door into the Gym which has a running machine, cross trainer and weights bench as well as a full bathroom finished to guest standards.

There are two Pullman berths for additional guests, security staff etc...

Aft of this to STB is the Twin guest cabin with bathroom aft.

To Port is a comfortable guest double with bathroom.

Aft of the guest passage way are the two mirror imaged VIP suites.

Assorted water sports equipment.

Aft Garage: Motor Cycle/ Stores hydraulic lift to aft deck.

Single point lift capable of launch/ recovery either to Port or STB, via side shell doors fitted with raised security water traps with electric bilge pumps/ alarm.

Emergency exit, as well as aft trason door.

Vented wet locker for storage of water sports gear.

Glendening shorepower coiling system with apx 30M of 250 amp cable.

Aft steering gear in water tight compartment on Port Side.

STB side emergency generator compartment with emergency switch board in Seperate water tigh compartment.

Water ski and wave board racks.

6 Dive bottles.

Built in dive and BA kit compressor.

Fueling station drawing from day tank.

Engine Room: Control room sound proofed and air conditioned with all eletric circuits and monitoring equipment.

Automated power management for generators.

Work bench with vice, pillar drill and grinding mills.

Self coiling oil, fresh water and air lines.

Mounted "Snap-on" tool boxes.

5. GALLEY & LAUNDRY EQUIPMENT

- **Laundry:** 3 x Miele professional T5206 Dryers. 2 x Miele professional WS5446 Washing Machines. 1 x Miele professional HM16-83 Roll Press.
- **Galley:** Prima donna Coffee Machine. Miele Electronic Fridge/ Freezer. Zanussi galley refrigerated drawers'. Gram depp galley Fridge.
- **Galley:** Rational self cooking centre Oven. Alpes Inox extractor oven fan. Zanussi
- **Crew Mess:** Saeco 5 class Incanto Coffee Machine. Miele M637EC Microwave. Miele Professional G7855 Dishwasher. Miele Electronic Fridge/ Freezer.
- **Upper Pantry:** Miele M637EC Microwave. Miele electronic Fridge/ Freezer. Euro Cave comfort large Wine Fridge. Euro Cave small Wine Fridge. Miele professional G7856 Dishwasher. Rariton Ice Maker.
- **Walk in Pantry:** 2 x Deep Stainless Steel custom made fridges. 2 x Deep Stainless

oven. Zanussi stone + grill plates. Zanussi in built deep fryer.

Steel custom made freezers. 1 x Gram tall freezer.

6. COMMUNICATIONS, NAVIGATION & ENTERTAINMENT EQUIPMENT

Communications Equipment

- Radiotelephone VHF Skanti Mod. TRP 1100 DSC (A class) duplex
- Radiotelephone SSB Skanti Mod. TRP 1150 con DSC MF GMDSS regulation
- 2 x Orbit V-Sat high speed (voice, data, fax)
- Navtex Furuno NX 700 Meteo Receiver, GMDSS compliance, for 10/40 Vcc
- 2 x GMDSS Portable VHF
- 2 x Radiotelephone VHF Skanti Mod. TRP 1000 P, simplex/ semiduplex (Bridge and crew mess)
- SAT Com Inmarsat C Skanti Scansat CT
- 12 x Portable VHF's
- Facsimile Meteo Furuno Fax-207 MK2, 10-40 Vdc

Navigation Equipment

- Radar Furuno Mod. FR2115 Black Box S band, 35Kw, per 24 Vcc with gyro interface
- C. Plath Gyrocompass system Navigat x Mod. 10
- AIS Transas MT-1 VDU
- 2 x Satnav GPS Furuno Mod. GP 37, DGPS built-in, water proof display
- C.Plath, magnetic compass 180mm to autopilot connection
- Speedlog Naviknot III with hull valve SW80
- Radar Furuno Mod. FR 2115 Black Box X band, 12 kw, per 24 Vcc with Gyro interface
- 2 x Arpa cards for radars, linked to transas
- Furuno Sounder Mod. FCV 1200
- B&G Hydra 2000 system Wind/ Depth/ Log System
- GT NMEA Interface for the NMEA signal distribution from the GPS's
- Autopilot C. Plath Mod Navipilot V/Gm 5HSC

Entertainment Equipment

- The entertainment system was supplied and fitted by Icon Connect and has been constantly updated by the Icon Connect Team.
- On the bridge the main equipment centre routes H.D Sky, I-merge music, Kaleidescape movie and music servers in all guest cabins and spaces, crew mess and cabins.
- **The 5 Guest Cabins:** Sharp/ JVC/ Pan 32" LCD monitor. Denon DVD/CD/Tuner/Amplifier. Philips pronto controlled.
- **Crew Cabins:** Panasonic 15" LCD TV DVD/CD. Philips pronto controlled.
- **Sun Deck Lounge:** Pioneer 58" plasma monitor. Denon pre-amplifier/ amplifier. Denon DVD/CD player.
- **Main Salon:** 42" Plasma monitor; Lexicon DVD/ CD de-zoned and de-macro'd; Lexicon power amplifier 5 channel; Lexicon Preamplifier. Denon 5 disc CD changer. AMX portable touch screen control.
- **Master Cabin:** Nec 42" plasma monitor; Denon DVD player; Denon surround sound amplifier. Crown/ Libra amplifier channels. AMX portable touch screen control.
- **Captains Cabin:** Sharp 22" LCD monitor. Arcam DVD/CD/ Tuner/Amplifier. Philips pronto controlled.
- **Crew Mess:** Sharp/nec 20" LCD security monitor/ 42" plasma. Denon DVD/CD/Tuner/ Amplifier. Samsung VCR. Philips pronto controlled.

7. TENDERS & WATERSPORTS EQUIPMENT

- 1 x Novarania 19' tender with Volvo Penta inboard diesel with out drive
- 2 x Seadoo Wave runners GTx4 Tec
- 1 x New Castoldi 15' rescue boat (2009)

8. DECK EQUIPMENT

- **Sun Deck :** Frigonautic 3 draw fridge. Angelo Po Icemaker. Forward access electric hatch from interior. Wet bar including sink. Drop down swivel 42" LCD screen AMX control.
- **Sun Deck:** Custom made exterior furniture with built in storage. Sundance 1500L Jacuzzi. Aft sunbathing area. Fibre optic mood lighting with various settings.
- **Aft Deck:** Custom made furniture. Fibre optic mood lighting with various settings. Aft extension electric Awning, self stowing. Side deck access doors.
- **Upper Deck:** Large dining table. Separate air conditioning above table. Fibre optic mood lighting with various settings.
- **Upper Deck:** Aft seating with hydraulic pram hood Bimini with detachable privacy screens and extension to cover dining area. Bimini stored in concealed Hydraulically operated hatch system.

9. SAFETY & SECURITY EQUIPMENT

- 4 x Inflatable Zodiac life-rafts of 16 people each
- 25 x Adult life jackets 5 x Child life jackets 2 x Adult life jackets for the rescue boat
- 2 x Firemen outfits
- 1 x Class A medical stores
- Panic buttons. (Each exterior deck, owners suite, saloon and garage.)
- 4 x Foredeck Mooring cleats
- 1 x Inflatable Zodiac life-raft of 8 people on the sun deck
- Fire Extinguishers throughout
- 20 x immersion suite
- 2 x BA Sets with 4 tanks
- Single switch to security lock on all exterior doors, that then require a key to re enter
- 4 x Lifebuoys

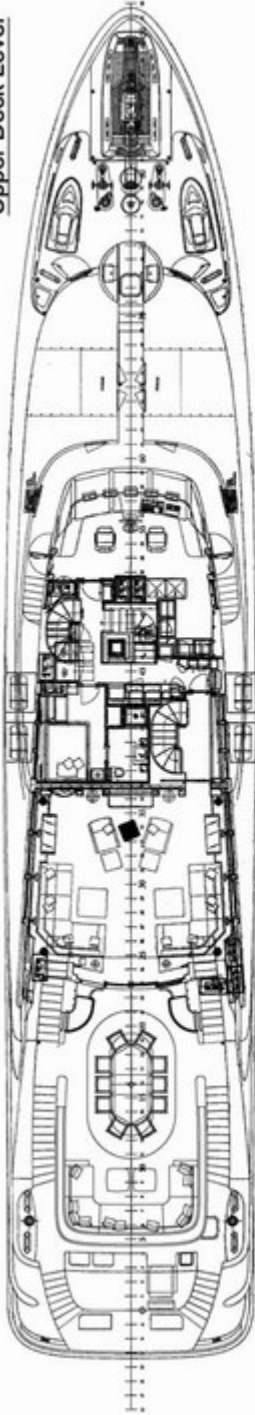
10. COMMENTS

"Lady Dahlia" is now offered for sale for the first time. She is the most upgraded ISA 470 series yacht. She has had one owner from build, who has ensured that the yacht is a spectacular example with many upgrades including extensions to the Sun Deck and Upper deck, carried out to Lloyds and MCA approval. She has proved to be comfortable and reliable and only a careful inspection will enable a buyer to fully appreciate the design details incorporated into "Lady Dahlia". Her Antibes berth is also available for sale.

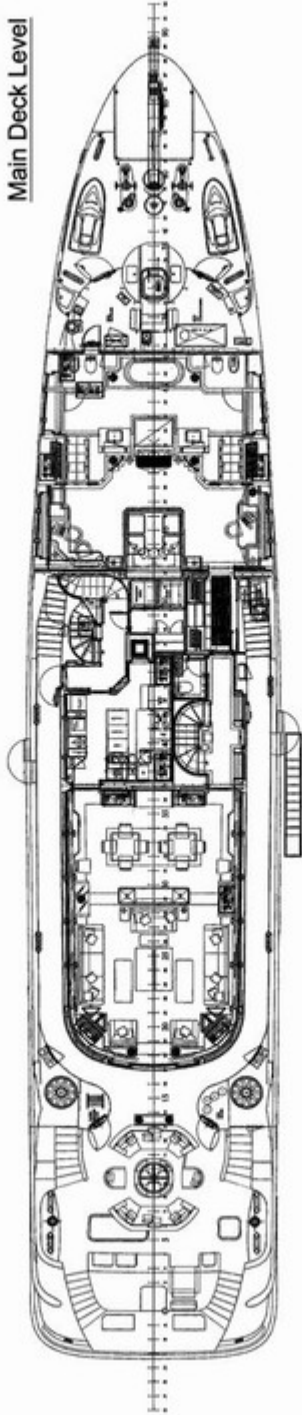
11. EXCLUSIONS

A complete list of exclusions is available upon request.

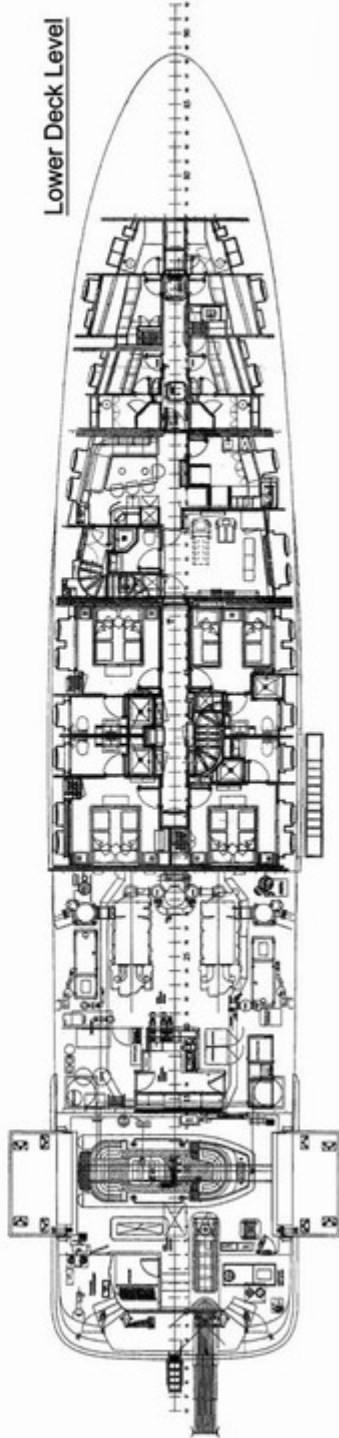
Upper Deck Level



Main Deck Level



Lower Deck Level



F E D C B